



PULLING DATA HIGHLIGHTS FROM THE PEDIATRIC NFR-CRS

Telling Stories to Save Lives

March 2025 Office Hours



Key Funding Partner

Federal Acknowledgement

The National Center is funded in part by Cooperative Agreement Number UG7MC28482 from the U.S. Department of Health and Human Services (HHS), Health Resources and Services Administration (HRSA), Maternal and Child Health Bureau (MCHB) as part of an award totaling \$5,149,996 annually with 0 percent financed with non-governmental sources. These contents are solely the responsibility of the authors and should not be construed as the official position or policy of, nor should any endorsements be inferred by HRSA, HHS or the U.S. Government.

What to Expect Today

March Office Hours



KEY NFR-CRS FEATURES



Describe the key features of the Pediatric NFR-CRS that you could use for analysis.



DEMONSTRATION USING NFR-CRS AND EXCEL



Demonstrate key features and show how data can be analyzed in Excel.



OPEN DISCUSSION



What else can we help you with today?

NFR-CRS Features

Create reports, pull statistics and visualizations, and download data to analyze outside of the Pediatric NFR-CRS



Standardized Reports

Pre-set reports for a variety of topics that, once generated, can be exported and saved.



Data Explorer

Provides bar charts and/or an Excel file of records that meet your filtering criteria.



Data Download

Case-level data can be downloaded from the NFR-CRS in a few different ways.

NFR-CRS Features

User Roles

Roles	Standardized Reports	Data Explorer	Data Download
Administrator			
Case Reporter	X	X	
Case Viewer	X	X	
Data Analyst	X	X	X

Standardized Reports

Generate and save preset reports

- Main
- Your Account
- Enter New Case
- Manage Cases
- Standardized Reports
- Data Explorer
- Prevention
- Data Download
- Help
- Logout

Saving Lives Together



Create Standardized Reports

State:

1. Select Criteria

Case Type

Death

Data Range*

Year Of Review

Date of Death

1995

2025



Warning: There are cases missing a value for year of death. These cases will be excluded from reports.

Data Explorer


Create visualizations and download data to analyze outside of the Pediatric NFR-CRS

- Main
- Administration
- Your Account
- Deleted Cases
- Enter New Case
- Manage Cases
- Standardized Reports
- Data Explorer**
- Prevention
- Data Download
- Help
- Logout

Saving Lives Together




Data Explorer


Please check out this training tutorial for using Data Explorer: <https://vimeo.com/579859522> (passcode NCFRP) 

1. Organize Output Layout


Report Format

PDF (bar chart) & Excel (individual case leve 

Group Results by Selection 1 (for PDF (bar chart) report format)

--Select-- 

Group Results by Selection 2 (for PDF (bar chart) report format)

--Select-- 

Order Results by Selection 1 (for Excel (individual case level data) report format)

--Select-- 

Order Results by Selection 2 (for Excel (individual case level data) report format)

--Select-- 

Data Download

Download data to analyze outside of the Pediatric NFR-CRS

Main

Administration

Your Account

Deleted Cases

Enter New Case

Manage Cases

Standardized Reports

Data Explorer

Prevention

Data Download


Help

Logout

Saving Lives Together



Data Download View Codebook

 View Pared Down Flat File Codebook

 Macro to Import Data into Microsoft Access *NEW 08/08/2024*

Download All Sections

NEW 08/08/2024

All	Every Section	All Data	Zip
Pared Down Flatfile	Most Sections	Selected Data	txt
All Variables Flatfile	Every Section	Every Data Element	Filter/Download

Download By Section

NEW 08/08/2024

tCase	Section Case	Case Information	txt
-------	--------------	------------------	---------------------

Demonstration Time!

What could it look like to sit at my computer and pull data highlights?

Situation:

I'm a local coordinator tasked by my local health department to create an annual report on sleep-related deaths reviewed by my team. Department leadership is interested in demographics, any patterns that stand out, and prevention recommendations made by the review team.


Where do I start?



A young boy with short hair and glasses is smiling and leaning his head on his hand. He is wearing a grey sweater. The background is a blurred indoor setting with a window and a fireplace.

Summary

You can use several features of the NFR-CRS to pull data for reports.

- 
- 1. Are you doing any of these strategies?**
 - 2. Did you learn something new?**
 - 3. What might you try differently?**
 - 4. Would any of these strategies be challenging?**

Resources

From the National Center

<https://ncfrp.org/data/nfr-crs/>



DATA DICTIONARY




A comprehensive guide to the data elements in the Pediatric NFR-CRS.



USER MANUAL



Available through the “Help” page in the Pediatric NFR-CRS.



TRAINING SITE



Available to all Pediatric NFR-CRS users to practice using the system.

Help Page

A Summary of Resources

- Main
- Administration
- Your Account
- Deleted Cases
- Enter New Case
- Manage Cases
- Standardized Reports
- Data Explorer
- Prevention
- Data Download
- Help**
- Logout

Saving Lives Together



Help

Contact Information for the National Center for Fatality Review and Prevention

2395 Jolly Road
Suite 120
Okemos, MI 48864

Phone: 1-800-656-2434
Email: info@ncfrp.org

Webinars/Tutorials

Video training modules support the work of CDR and FIMR teams. Please see module 2 (Best Practices for Improving Data Quality), module 10 (NFR-CRS: Overview and Common Features), and module 17 (Data Download) for training specifically related to the NFR-CRS. <https://mediasite.mihealth.org/Mediasite/Catalog/catalogs/cnpi>

Webinars/Tutorials

From the National Center

- Pediatric NFR-CRS Version 6.1 Updates (presented July 10, 2024):
 - <https://vimeo.com/989695813> (passcode NCFRP)
- Using the Data Explorer feature (created August 3, 2021)
 - <https://vimeo.com/579859522> (passcode NCFRP)
- Video training modules: <https://ncfrp.org/training-modules/>
 - Session 2: Best Practices for Improving Data Quality
 - Session 10: NFR-CRS: Overview and Common Features
 - Session 17: Data Download Training





Open Discussion

How can we help you today?

National Center Office Hours

Upcoming 2025 Sessions

Date	Topic
4/15/2025	The National Center's Favorite NFR-CRS Tools and Tips
5/20/2025	Supportive Systems for Team Mental Health
6/17/2025	Quality Assurance Practices
7/15/2025	Connecting Teams to Tribal Resources
8/19/2025	Meaningful Data Visualizations
9/16/2025	Reviewing Suicide Deaths
10/21/2025	Handling Conflicting Data
11/18/2025	Facilitating Difficult Conversations
12/16/2025	Interactive Meetings: Designing Live Icebreaker Dashboards



Visit ncfrp.org/center-resources/office-hours/
to register and view past sessions!



CONTACT INFORMATION



2395 Jolly Rd., Suite 120
Okemos, MI 48864



Phone: 800-656-2434



info@ncfrp.com



www.ncfrp.org