



# THE COOPERATIVE

**Connecting South Jersey Families to Healthy Futures**

## Data Strategy in South Jersey FIMR

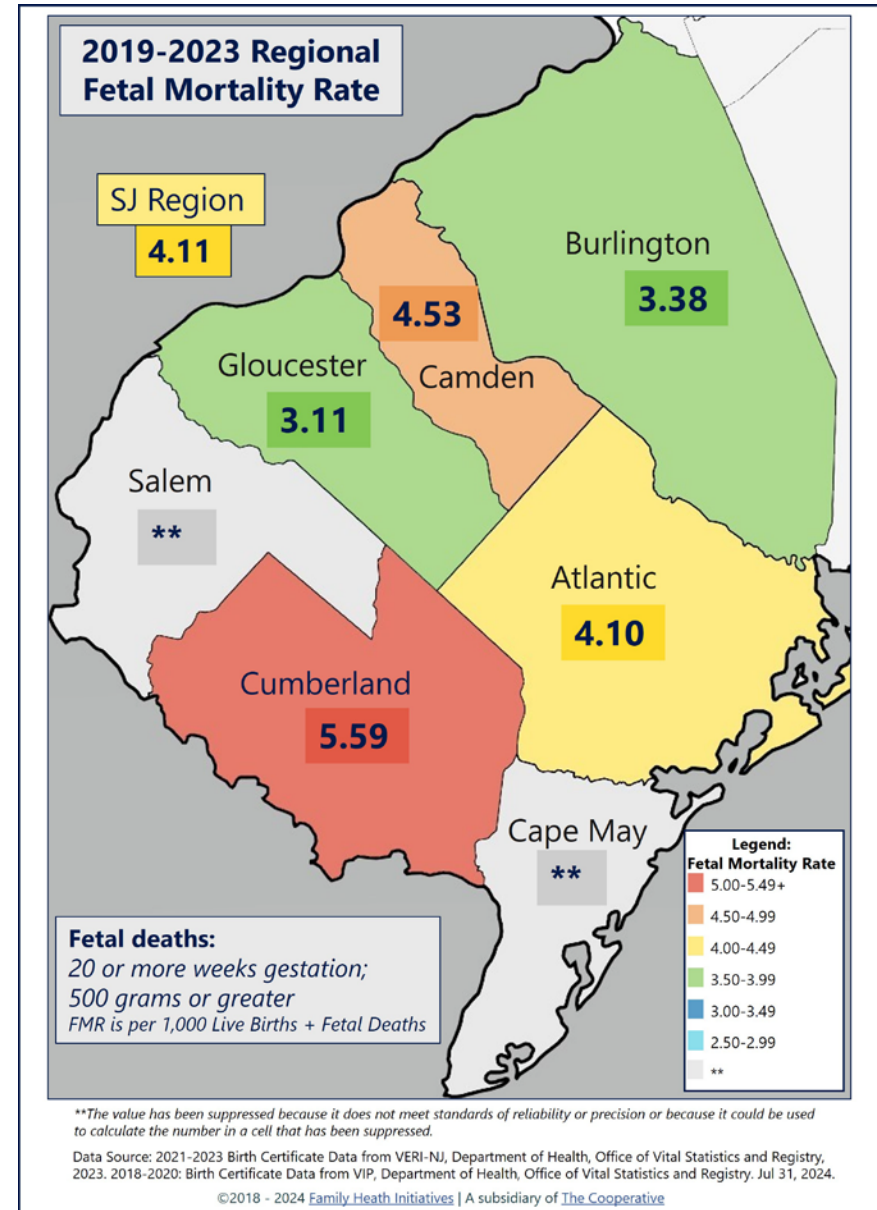
*Kerry Millen MSW*

*Kelsey Sanderson MSW*

*Jennie Sherlock-Loeb MSN, RNC-OB, C-ONQS*

# FIMR in South Jersey

- Atlantic County
- Camden County
- Cumberland County



# Original data sources

- Referrals from hospitals
- Birth certificate data
- Electronic medical records
- Family interviews

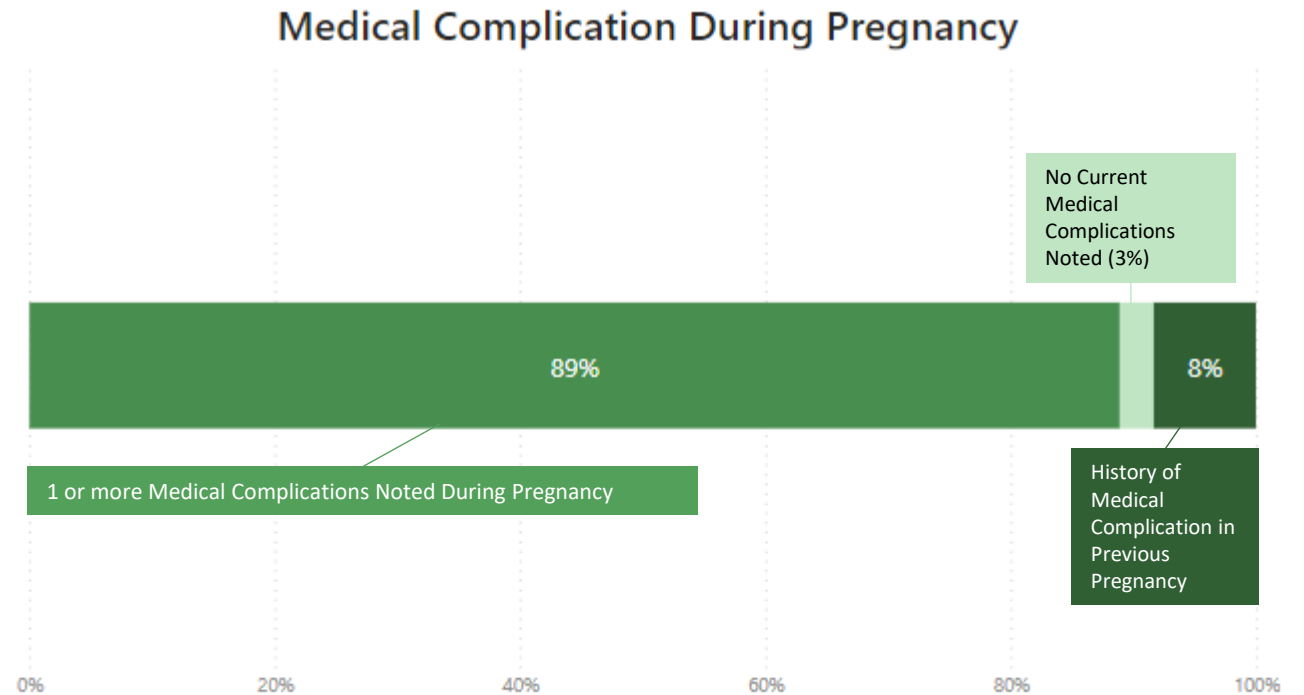
County of Residence	2018-2022 FMR	2019-2023 FMR	Increase or Decrease in 5-Year Totals
Atlantic	4.15	4.10	↓
Burlington	3.62	3.38	↓
Camden	5.20	4.53	↓
Cape May	**	**	
Cumberland	5.20	5.59	↑
Gloucester	2.93	3.11	↑
Salem	**	**	
<b>South Jersey</b>	<b>4.17</b>	<b>4.11</b>	↓

These data sources assist the FIMR team to **understand trends** and make **program-wide decisions** to support the birthing population in South Jersey



# Deepening our understanding

- CNJ Link
- HIE
- CDC Community Vital Signs



These data sources encourage a **deeper understanding** of cases and **trends** to **support** FIMR case review teams



# Supplementary Data Sources: Connecting NJ, PRA, PWI

- The FIMR team matches cases from preliminary data sources with Perinatal Risk Assessment (PRA), Connecting NJ (CNJ), and Perinatal Wellness Initiative (PWI) systems for basic data on referrals and enrollment in statewide programs to provide a full understanding of the case history for reviews.

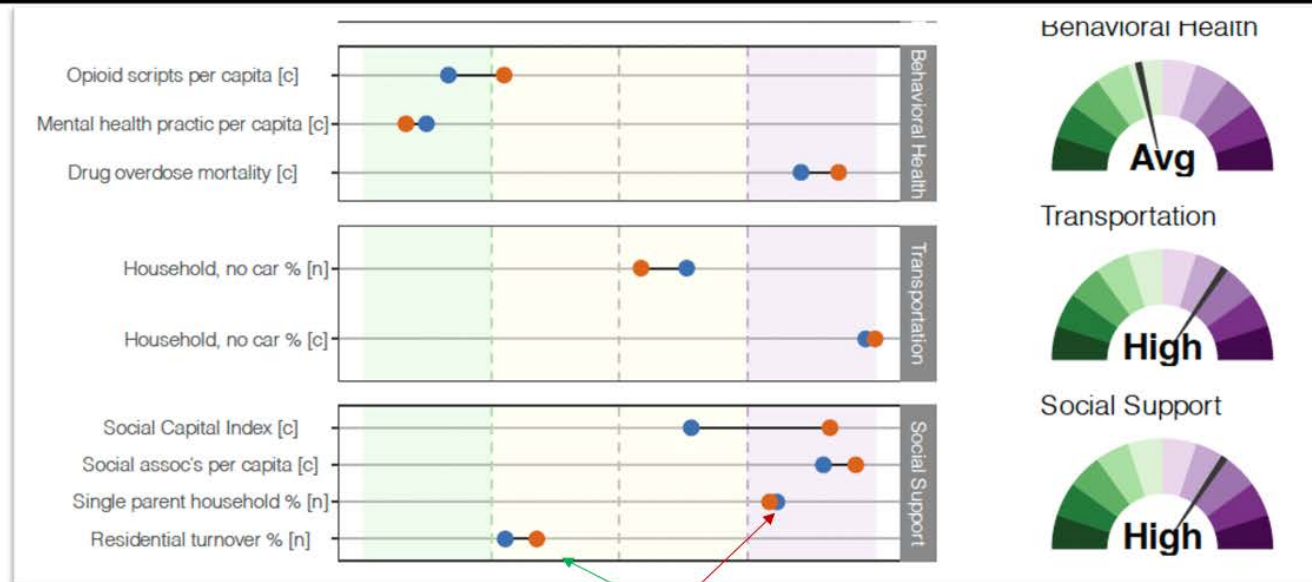


# Health Information Exchange (HIE)

- According to [The Camden Coalition](#), The Camden Coalition Health Information Exchange (HIE) provides real-time data that providers need to serve their patients. Launched in 2010, the Camden Coalition HIE collects secure medical information from a variety of sources, including:
  - regional hospitals,
  - primary care providers,
  - laboratory and radiology groups,
  - correctional facilities,
  - and other licensed healthcare facilities and providers.
- The FIMR Team relies on the Health Information Exchange as a secondary data source to connect case data with other important medical information to support case review and important FIMR work



# CDC Community Vital Signs



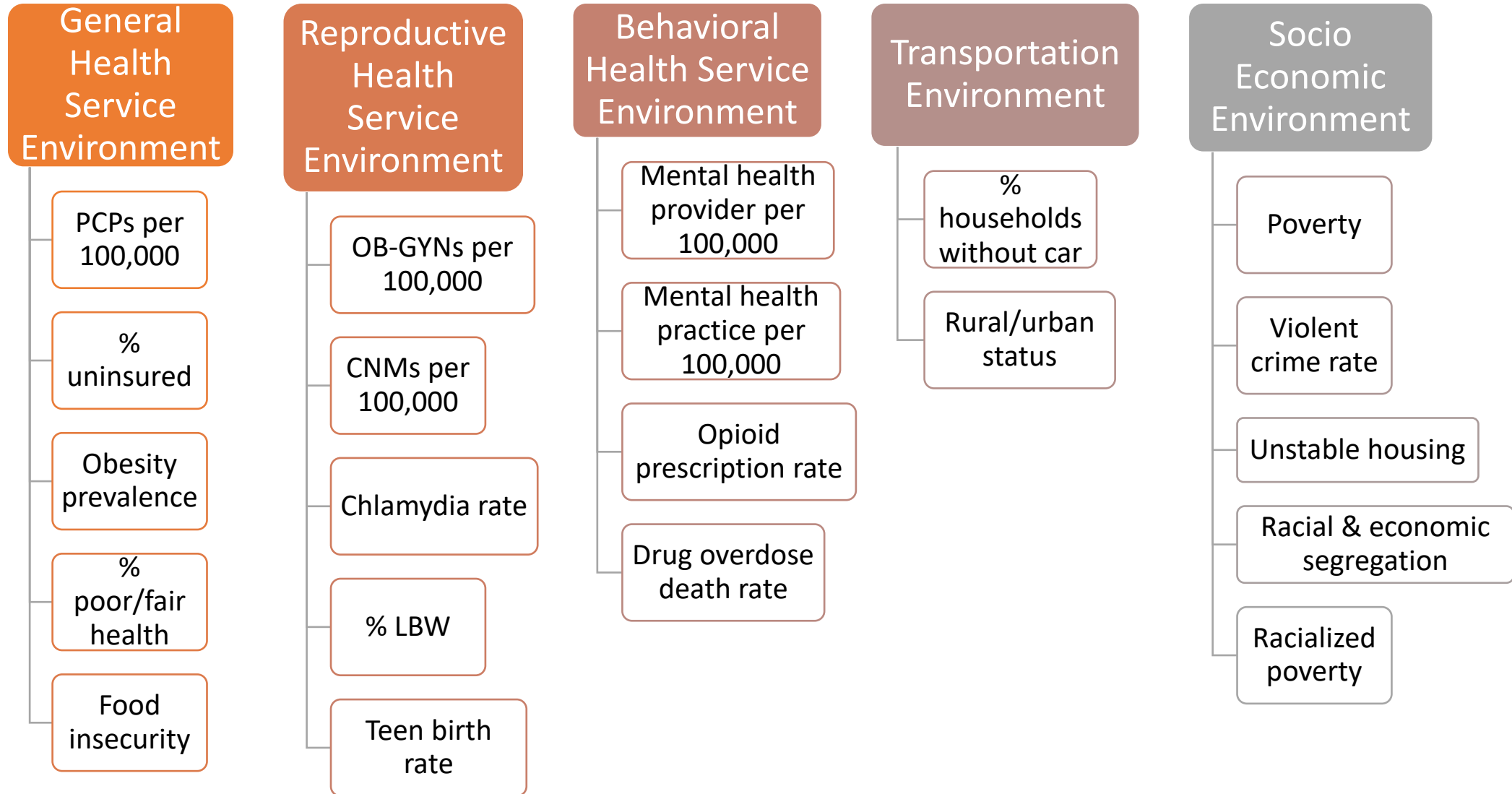
## What do the points represent?

● State ● National

1. We ranked every place (county and census tract) in *your state* and in *the whole U.S.* on each Community Indicator from 'lowest' to 'highest' risk on every indicator
2. We measured whether *this person's* community environmental risk is 'average', or 'lower' or 'higher' than compared to other communities in *your state* or *the whole U.S.*
3. Report this person's community environment risk as a percentile compared to the state or US



# What indicators are in the CVS dashboard?



# Takeaways and future

- **Improved discussion in CRTs**
- **More awareness of community resources**
- **Increased knowledge of referral process**
- **Where you live matters**



Q&A





# THE COOPERATIVE

***Connecting South Jersey Families to Healthy Futures***



[thecooperative.org](https://thecooperative.org)

Thank You  
For Attending