



THE NATIONAL CENTER'S FAVORITE PEDIATRIC NFR-CRS TOOLS & TIPS

Telling Stories to Save Lives



Key Funding Partner

Federal Acknowledgement

The National Center is funded in part by Cooperative Agreement Number UG7MC28482 from the U.S. Department of Health and Human Services (HHS), Health Resources and Services Administration (HRSA), Maternal and Child Health Bureau (MCHB) as part of an award totaling \$5,149,996 annually with 0 percent financed with non-governmental sources. These contents are solely the responsibility of the authors and should not be construed as the official position or policy of, nor should any endorsements be inferred by HRSA, HHS or the U.S. Government.

What to Expect Today

April Office Hours



PEDIATRIC NFR-CRS TOOLS



Describe tools of the pediatric NFR-CRS that are available.



DEMONSTRATION USING PEDIATRIC NFR-CRS



Demonstrate how cases can be copied to ease entry burden.



OPEN DISCUSSION



What else can we help you with today?

Pediatric NFR-CRS Data Entry Set Up

Tools for Smooth Data Entry



Paper Copy

Having the paper copy in front of you can help you see skip patterns you might otherwise miss.



Data Dictionary

Unsure what to select? We define and give examples of responses to all Pediatric NFR-CRS variables here.




Case Importation

Copy Case can be a helpful tool.


Paper Copy of the Pediatric NFR-CRS

Let This Be Your Guide

Section H3: Drowning


a. Where was child last seen before drowning? Select one. 

- In water
- Near water
- In yard
- In bathroom/tub
- In house
- In car
- Other
- Unknown

★ b. Drowning location: 

- Open water/pond
- Pool, hot tub, spa
- Bathtub
- Other
- Unknown

Specify:

★ h. Flotation device used at time of the incident? 

- N/A
- Yes
- No
- Unknown

H3. DROWNING			
<p>a. Where was child last seen before drowning? Select one.</p> <ul style="list-style-type: none"> <input type="radio"/> In water <input type="radio"/> Near water <input type="radio"/> In yard <input type="radio"/> In bathroom/tub <input type="radio"/> In house <input type="radio"/> In car <input type="radio"/> Other, specify: <input type="radio"/> U/K 	<p>b. Drowning location:</p> <ul style="list-style-type: none"> <input checked="" type="radio"/> Open water/pond, go to c <input type="radio"/> Pool, hot tub, spa, go to f <input type="radio"/> Bathtub, go to I1 <input type="radio"/> Other, specify and go to h <input type="radio"/> U/K, go to h 	<p>c. For open water, place:</p> <ul style="list-style-type: none"> <input type="radio"/> Lake <input type="radio"/> Ocean <input type="radio"/> River <input type="radio"/> Quarry or gravel pit <input type="radio"/> Pond <input checked="" type="radio"/> Canal/drainage ditch <input type="radio"/> Creek <input type="radio"/> U/K 	<p>e. Select all contributing environmental factors. Check all that apply.</p> <ul style="list-style-type: none"> <input type="checkbox"/> None <input type="checkbox"/> Dropoff <input type="checkbox"/> Weather <input type="checkbox"/> Rough wave <input type="checkbox"/> Temperature <input type="checkbox"/> Flash flood <input type="checkbox"/> Current <input type="checkbox"/> Water clarity <input type="checkbox"/> Riptide/undertow <input type="checkbox"/> U/K
<p>d. Was child boating?</p> <ul style="list-style-type: none"> <input type="radio"/> Yes <input type="radio"/> No <input type="radio"/> U/K 	<p>f. For pool, type of pool:</p> <ul style="list-style-type: none"> <input type="radio"/> Above-ground <input type="radio"/> In-ground <input type="radio"/> Hot tub, spa <input type="radio"/> Wading <input type="radio"/> U/K 	<p>g. For pool, ownership is:</p> <ul style="list-style-type: none"> <input type="radio"/> Private <input type="radio"/> Public <input type="radio"/> U/K 	<p>h. Flotation device used at time of the incident?</p> <ul style="list-style-type: none"> <input type="radio"/> N/A <input type="radio"/> No <input type="radio"/> Yes, specify: <input type="radio"/> U/K
<p>i. Did the child depend on a life jacket, vest or swim aid while in or around water?</p> <ul style="list-style-type: none"> <input type="radio"/> N/A <input type="radio"/> No <input type="radio"/> Yes <input type="radio"/> U/K 			
<p>Did barriers/layers of protection exist to prevent access to water? <input type="radio"/> Yes <input type="radio"/> No <input type="radio"/> U/K</p>			

Data Dictionary

Understanding the Difference Between Variable Response Options

H7a: Type of substance involved

Indicate type of substance(s) involved in incident. Check all types of substances contributing to the death, not just the substance causing death. Do not list substances unless they contributed to the death as documented on death certificate or autopsy report. Indicate the source from which the child got the substance, if the substance(s) were stored in a locked cabinet or drawer, and how the substance(s) were taken.

- *Prescription drug*: Prescription drug is a pharmaceutical drug that legally requires a medical prescription to be dispensed. Select “prescription drug” if the medication was prescribed for the child or another member of the child’s family/household. Prescription drugs that were obtained illegally should also be noted as here. Opioid pain medication should be selected for all prescribed opiates except methadone, which has its own reporting category (i.e., medications for substance use disorder). In addition to noting the type of prescription drug, please indicate if the prescription was for the child. Fentanyl should only be selected here if it was a prescription for the child or a household member. Fentanyl obtained illicitly should be reported in the illicit drug section. Marijuana or THC should go here only if prescribed.
- *Over the counter drug (OTC)*: OTC drugs are medications that can be obtained without a prescription and are sold directly to the consumer.

Data Dictionary

[Help](#)
[Logout](#)

Saving Lives Together



Suite 120
Okemos, MI 48864

Phone: 1-800-656-2434
Email: info@ncfrp.org

Webinars/Tutorials

Video training modules support the work of CDR and FIMR teams. Please see r module 10 (NFR-CRS: Overview and Common Features), and module 17 (Data <https://mediasite.mihealth.org/Mediasite/Catalog/catalogs/cnpi>

NFR-CRS Version 6.1 Updates (presented July 10, 2024):
<https://vimeo.com/video/989695813> (passcode NCFRP)

Using the "Data Explorer" feature (created August 3, 2021) <https://vimeo.com/>

Using the "Copy Case" option
<https://vimeo.com/339998200> (passcode CRS)

Reporting Child Abuse and Neglect in Version 5.0 of the National Fatality Review
<https://vimeo.com/264255905> (passcode NCFRP)

Using the "Create Case From Import" process:
<https://vimeo.com/290681395> (passcode Create)

Supporting Documentation

CDR Program Manual	pdf
CDR Case Report Form	pdf
User Manual	pdf
How to Import Vital Stats	pdf
Import Vital Records Template	xlsx
Data Dictionary	pdf
Data Download Codebook	pdf
Data Download Codebook	xlsx
Pared Down Flat File Codebook	pdf
Pared Down Flat File Codebook	xlsx
Data Explorer Documentation	pdf
Standardized Reports Documentation	pdf
Macro to Import Data into Microsoft Access	mdb

Data Dictionary

★☆☆ 13. Child had disability or chronic illness? ⓘ

- Yes
 No
 Unknown

14. Were any siblings placed outside of the home?

- N/A
 Yes
 No
 Unknown

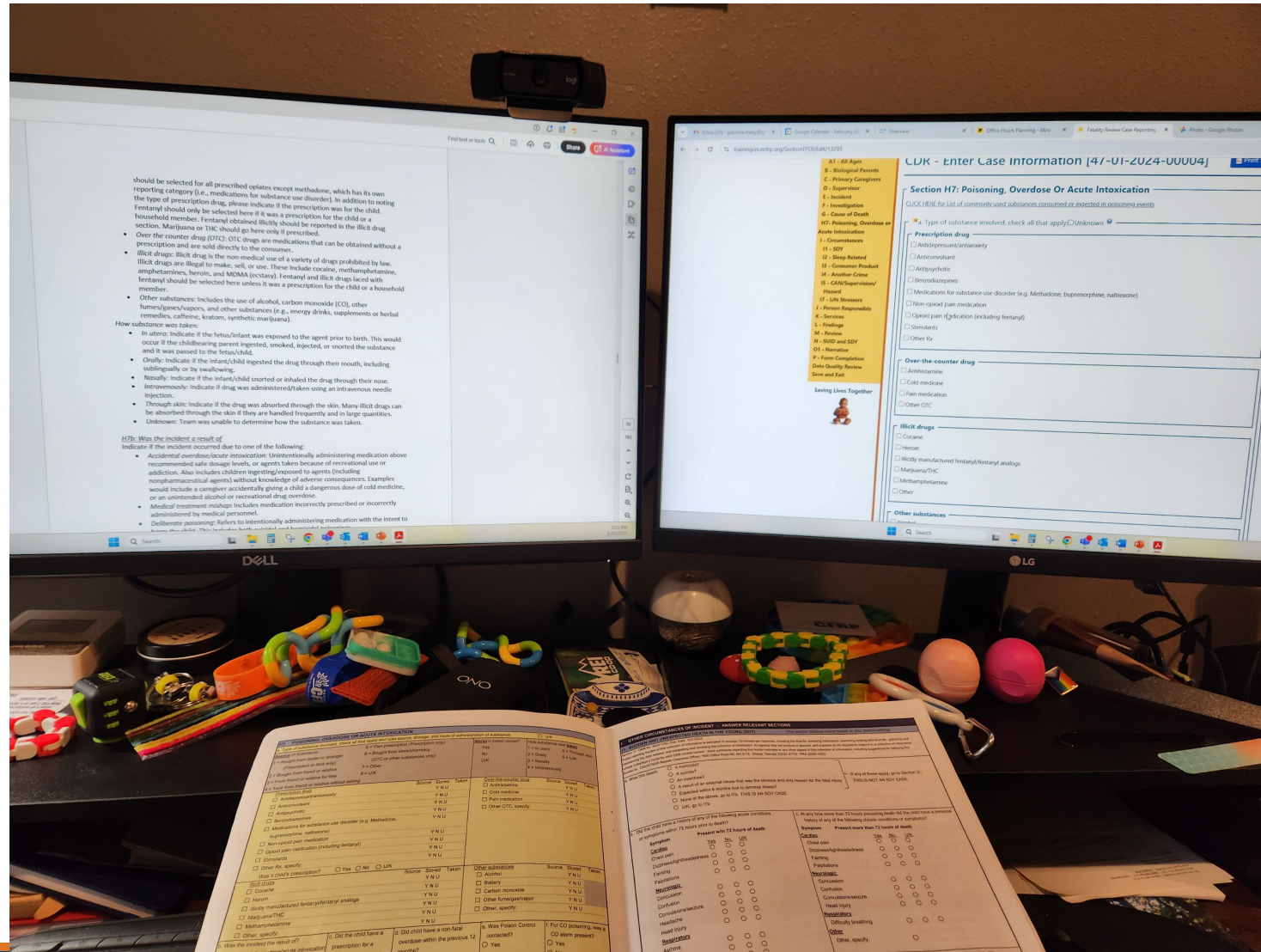
★☆☆ 15. Child's health insurance, check all that apply

- None
 Private
 Medicaid

Indicate if the child had a disability or chronic illness prior to the time of incident. Chronic implies an impairment or illness that has a substantial long-term effect on the child's day-to-day function or health. If "yes," check all that apply and specify.

- *Physical/orthopedic*: Includes any anatomical loss, mobility loss, physiological disorders, cosmetic impairments, or chronic illnesses or diseases. Examples may include paraplegia, cerebral palsy, cystic fibrosis, diabetes, cleft

Got Two Monitors?



CASE NUMBERING

Keep Everything Sequential

If you deleted a case and the case numbers now skip (i.e., from 17 to 19) and you like order, here's how to fix that!

- Inform your state administrator of the case ID you want back.
- Once they recover the case, you can go back in and change the Year of Review to be something like 1997. Save the case with that year of review and then delete it.
- That old case number can now be re-used!



Copy Case

Copy a Case to Add a Death from the Same Event

Manage Cases [+ Enter New Case](#) [+ Create Cases From Import](#) [Print Results](#)

Search Cases:

Last Name / Number

Age Select all Ages (includes missing and unknown ages)

<1
 1
 2

Case Type Team

Manner of Death Cause of Death

[Toggle Advanced Search Options](#)

[Search Cases](#) [Reset Search](#)

Show entries [Print](#)

Case Number	Last Name	First Name	Death Date	Manner of Death	Cause of Death	Local Team	Data Entry Complete	QA Complete	Actions
47-01-2025-00001				Not set	External-Drown	<input type="text"/>	No	No	Actions
47-01-2024-00008			08/07/2024	Not set	no response	<input type="text"/>	No	No	Print Delete Copy Case
47-01-2024-00005			04/05/2024	Not set	External-Drown	<input type="text"/>	No	No	Actions

Copy Case

Copy a Case to Add a Death from the Same Event

NCFRP Copy Case

Copy Case Definition

Review Type *

47 / / 2025 /
State / Team/County * / Year of Review / Sequence of Review *

Select which sections to copy:*

- Select All
- A1 - All Ages
- A3 - Infants Under 1 Year
- B - Biological Parent Information
- C - Primary Caregiver(s) Information
- D - Supervisor Information
- E - Incident
- F - Investigation
- G - Cause of Death
- H3 - Drowning
- I2 - Sleep Related
- I3 - Consumer Product
- I4 - Another Crime
- I5 - Abuse, Neglect, Poor Supervision, & Exposure
- J - Person Responsible

Not all case report sections are available for copying

Pediatric NFR-CRS Data Quality Tips

Entering More Data, Getting More out of the Pediatric NFR-CRS



Missing Vs. Unknown

Unsure whether to leave a question blank or to select “Unknown”?



Data Quality Review

See at-a-glance what priority variables are not answered.

COMPLETING DATA ENTRY

Answering Every Question

When a new record is made in the Pediatric NFR-CRS, all fields are set to blank, or "missing". As information from the review is entered, each field changes from missing to the chosen response—for radio questions the options are frequently either a yes, no, or unknown.

“Unknown” should be used when the team has discussed the question, but the information necessary to answer it was not available to anyone at the review meeting or at data entry.

☆☆ 3. Death referred to: ?

- Medical examiner
- Coroner
- Not referred
- Unknown

Unknown Answer vs. Missing Response

PEDIATRIC NFR-CRS



UNKNOWN

Selecting “unknown” shows that the team discussed the question, an attempt was made to find the information, but an answer was not available at the time of data entry.



MISSING

Continuing to leave the question blank shows that the question was skipped or was not discussed or mentioned during the review.

STRIVING FOR EVERY ANSWER

Improving Data Quality

- Teams can be hesitant to select “unknown” if the information might become available later.
- “Unknown” is a valid response, and the goal is to respond to every question.
- If the information becomes available later, you can always update your response.
- Priority variables with an “unknown” response can be easily located using the Data Quality Review page.

Data Quality Review

National Center Priority Variables

Section - Question	Status	Action
A1 - Question 5: Child's race:	Unknown	Navigate to the question
A1 - Question 6: Child of Hispanic or Latino/a origin?:	Unknown	Navigate to the question
A1 - Question 7: Child's sex:	Unknown	Navigate to the question

Data Quality Review Page

At-a-glance, see what is missing

Case saved successfully

CDR - Enter Case Informa

Section A1: All Ages

1. Child's name Unknown ⓘ

First

2. Child's date of birth Unknown ⓘ

01/02/2022 📅

3. Child's date of death Unknown ⓘ

04/05/2024 📅

4. Child's age Unknown ⓘ

4 Years

5. Child's race ⓘ

Unknown

6. Child of Hispanic or Latino/a origin? ⓘ

Case Sections

- # - Case Definition
- A - Child Information
 - A1 - All Ages
 - A2 - Children Over 1 Year
- B - Biological Parents
- C - Primary Caregivers
- D - Supervisor
- E - Incident
- F - Investigation
- G - Cause of Death
- H3 - Drowning
- I - Circumstances
 - I1 - SDY
 - I2 - Sleep Related
 - I3 - Consumer Product
 - I4 - Another Crime
 - I5 - CAN/Supervision/Hazard
- I7 - Life Stressors
- J - Person Responsible
- K - Services
- L - Findings
- M - Review
- N - SUID and SDY
- O1 - Narrative
- P - Form Completion
- Data Quality Review
- Save and Exit

Saving Lives Together

National Center Priority Variables

Section - Question	Status	Action
A1 - Question 5: Child's race:	Unknown	Navigate to the question
A1 - Question 6: Child of Hispanic or Latino/a origin?:	Unknown	Navigate to the question
A1 - Question 7: Child's sex:	Unknown	Navigate to the question
A1 - Question 13: Child had disability or chronic illness?:	Missing	Navigate to the question
A1 - Question 15: Child's health insurance:	Missing	Navigate to the question
A1 - Question 17: Household income:	Missing	Navigate to the question

DEMONSTRATION TIME

Copying a Case

Situation:

A tornado claimed the lives of five children from three households on the same block. All of the circumstances of the event were the same in terms of conditions. Do I really need to enter 5 separate cases?



A close-up photograph of a young child with dark hair, wearing a light-colored shirt, crawling on a wooden floor. The child is holding a blue balloon. The background is softly blurred, showing wooden cabinets. A dark blue semi-transparent box is overlaid on the left side of the image, containing text.

Summary

What are your favorite tips or tricks for the Pediatric NFR-CRS?



Open Discussion

How can we help you today?

National Center Office Hours

Upcoming 2025 Sessions

Date	Topic
5/20/2025	Supportive Systems for Team Mental Health
6/17/2025	Quality Assurance Practices
7/15/2025	Connecting Teams to Tribal Resources
8/19/2025	Meaningful Data Visualizations
9/16/2025	Reviewing Suicide Deaths
10/21/2025	Handling Conflicting Data
11/18/2025	Facilitating Difficult Conversations
12/16/2025	Interactive Meetings: Designing Live Icebreaker Dashboards



Visit ncfrp.org/center-resources/office-hours/
to register and view past sessions!



CONTACT INFORMATION



2395 Jolly Rd., Suite 120
Okemos, MI 48864



Phone: 800-656-2434



info@ncfrp.com



www.ncfrp.org