



# Interactive Meetings: **Live Icebreaker Dashboards**

---

Learning Together, Protecting Tomorrows



## Key Funding Partner

### Federal Acknowledgement

The National Center is funded in part by Cooperative Agreement Number UG7MC28482 from the U.S. Department of Health and Human Services (HHS), Health Resources and Services Administration (HRSA), Maternal and Child Health Bureau (MCHB) as part of an award totaling \$5,149,996 annually with 0 percent financed with non-governmental sources. These contents are solely the responsibility of the authors and should not be construed as the official position or policy of, nor should any endorsements be inferred by HRSA, HHS or the U.S. Government.

# What to Expect

## December Office Hours



### Warmup

Complete an example live icebreaker dashboard.



### Demonstration

Walk through creating a live icebreaker dashboard using Google tools.



### Open Discussion

What else can we help you with today?



# Interactive Meetings

## Planning the Meeting You Want to Attend

- Set the tone with an appropriate check-in or icebreaker to open the meeting.
- Use voting and polling features/software to build engagement and consensus.



# Demonstration

Now Let's Build One!

# Overall Process

## 10,000 Foot View

Create A  
Google Form

Export Form  
Responses  
to Google  
Sheet

Create Pivot  
Tables and  
Charts

Add Design  
Elements

Launch Your  
Live  
Dashboard!



# Open Discussion

How Can We Help You Today?

# Office Hours

## 2026 Sessions from the National Center

| Date              | Topic   |
|-------------------|---|
| <b>1/20/2026</b>  | Meaningful Data Visualization                                 |
| <b>2/17/2026</b>  | Grief and Bereavement   |
| <b>3/17/2026</b>  | Public Fatality Review Data                                   |
| <b>4/21/2026</b>  | Building Support for Fatality Review in Your Organization     |
| <b>5/19/2026</b>  | Data Quality: Using Text Fields in the Pediatric NFR-CRS      |
| <b>6/16/2026</b>  | Prevention in Action: Community Action Teams                  |
| <b>7/21/2026</b>  | Documenting Deaths Related to Consumer Products               |
| <b>8/18/2026</b>  | Involving People Who Have Experienced Loss in Fatality Review |
| <b>9/15/2026</b>  | Version 7.0 of the Pediatric NFR-CRS                          |
| <b>10/20/2026</b> | Family Engagement Resources                                   |
| <b>11/17/2026</b> | Working with Small Numbers to Catalyze Prevention             |
| <b>12/15/2026</b> | Celebrating Success: Highlights of Prevention Successes       |

Visit <https://ncfrp.org/news/> to register (each session requires individual registration).

# Child DASH is Public!

## Explore the Power of National Fatality Review Data



### What is Child DASH?

Child Dynamic Analysis and Statistics Hub; an interactive data visualization tool.



### What is Displayed?

Eight dashboards with data presented as proportions to protect confidentiality.



### What Data are Included?

Over 175,000 infant and child deaths documented by 40 states in the Pediatric NFR-CRS.



### How Should it be Used?

To support prevention efforts, inform policy, guide programs, and inspire research directions.

# Ready to Explore Public Child DASH?

Scan the QR Codes Below or Visit [fatalityreviewdata.org](https://fatalityreviewdata.org)



## Fatality Review Data

Select the “Child DASH”  
button from the landing page.



## Public Child DASH User Guide

Understand what’s included and  
how to interpret the data.

# Fatality Review Data



## Fetal and Infant Mortality Review



FIMR Profile Data >

Fetal and Infant DASH >  
*Coming Soon*

The National Center for Fatality Review and Prevention (National Center) is the technical support and data center serving Child Death Review (CDR) and Fetal and Infant Mortality Review (FIMR) programs throughout the United States. Learn more about CDR and FIMR at <https://ncfrp.org/>

Navigate to a variety of CDR and FIMR data using the buttons.

- Profile Data includes information about how programs are organized across a range of factors, such as scope, composition, and support.
- The Dynamic Analysis and Statistics Hubs (DASH) summarize information from case reviews entered in the Pediatric National Fatality Review-Case Reporting System (NFR-CRS). Learn more about the Pediatric NFR-CRS at <https://ncfrp.org/what-we-do/pediatric-data/>



## Child Death Review



CDR Profile Data >

Child DASH >





The Child Dynamic Analysis and Statistics Hub (Child DASH) summarizes information from child death reviews entered in the Pediatric National Fatality Review-Case Reporting System (Pediatric NFR-CRS) from 40 states and includes over 175,000 deaths. The Pediatric NFR-CRS collects standardized data focused on cause-specific fatalities and individual and environmental risk and protective factors. States and jurisdictions select deaths for review in different ways. **The data in the Pediatric NFR-CRS are not population-level statistics.** Rather, they represent detailed information from deaths selected for review.

Learn more about child death review and the Pediatric NFR-CRS at <https://ncfrp.org/>

View a short video on using Child DASH: <https://vimeo.com/1134691036>

View the Child DASH User Guide to learn about deaths included in these dashboards and how the data should be interpreted: <https://ncfrp.org/wp-content/uploads/Public-Child-DASH-User-Guide.pdf>

This dashboard was made possible in part by Cooperative Agreement Number UG7MC28482 from the U.S. Department of Health and Human Services (HHS), Health Resources and Services Administration (HRSA), Maternal and Child Health Bureau (MCHB) as part of an award totaling \$5,149,996 annually with 0 percent financed with non-governmental sources. Its contents are solely the responsibility of the authors and should not be construed as the official position or policy of, nor should any endorsements be inferred by HRSA, HHS or the U.S. Government.

# Child Dynamic Analysis and Statistics Hub (Child DASH)

Overview

## Cause of Death (All Ages)

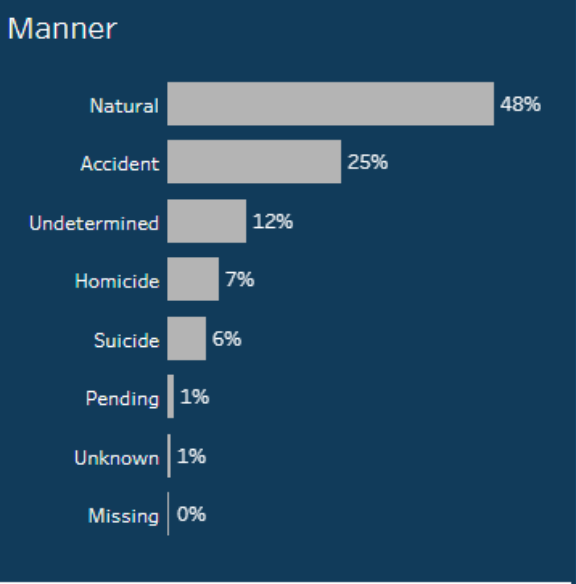
- Drowning
- Fire, Burn, or Electrocutation
- Motor Vehicle
- Poisoning
- Suicide

Eight dashboards to choose from.

## Infants

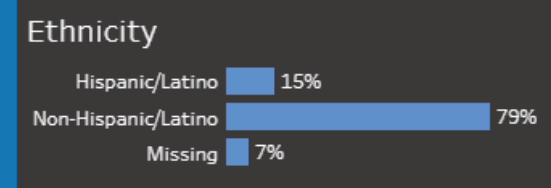

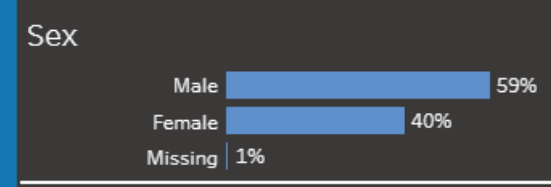
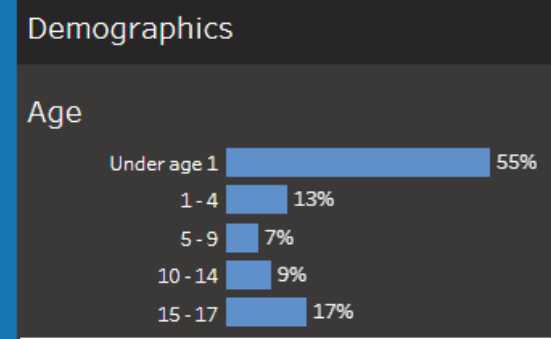
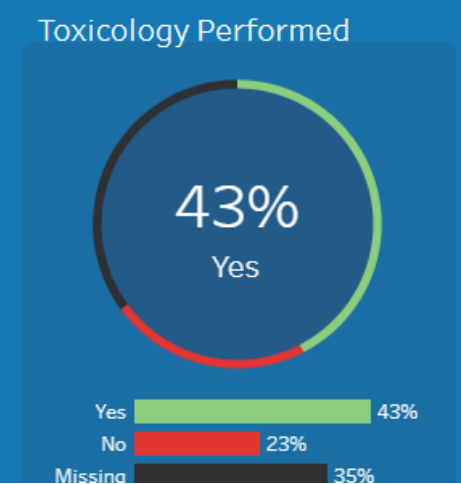
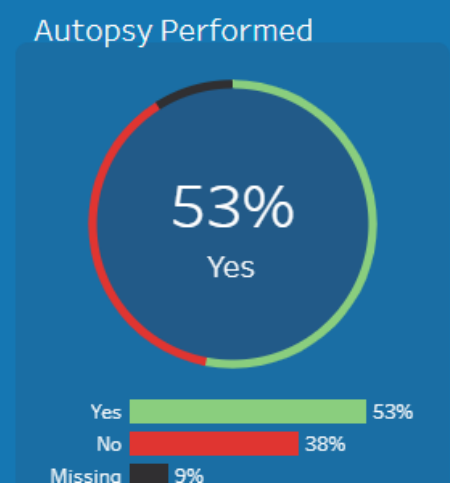
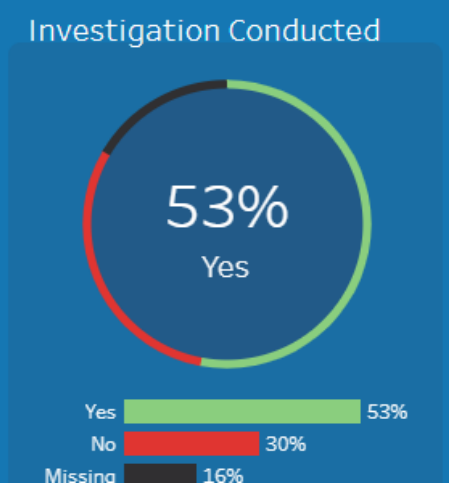
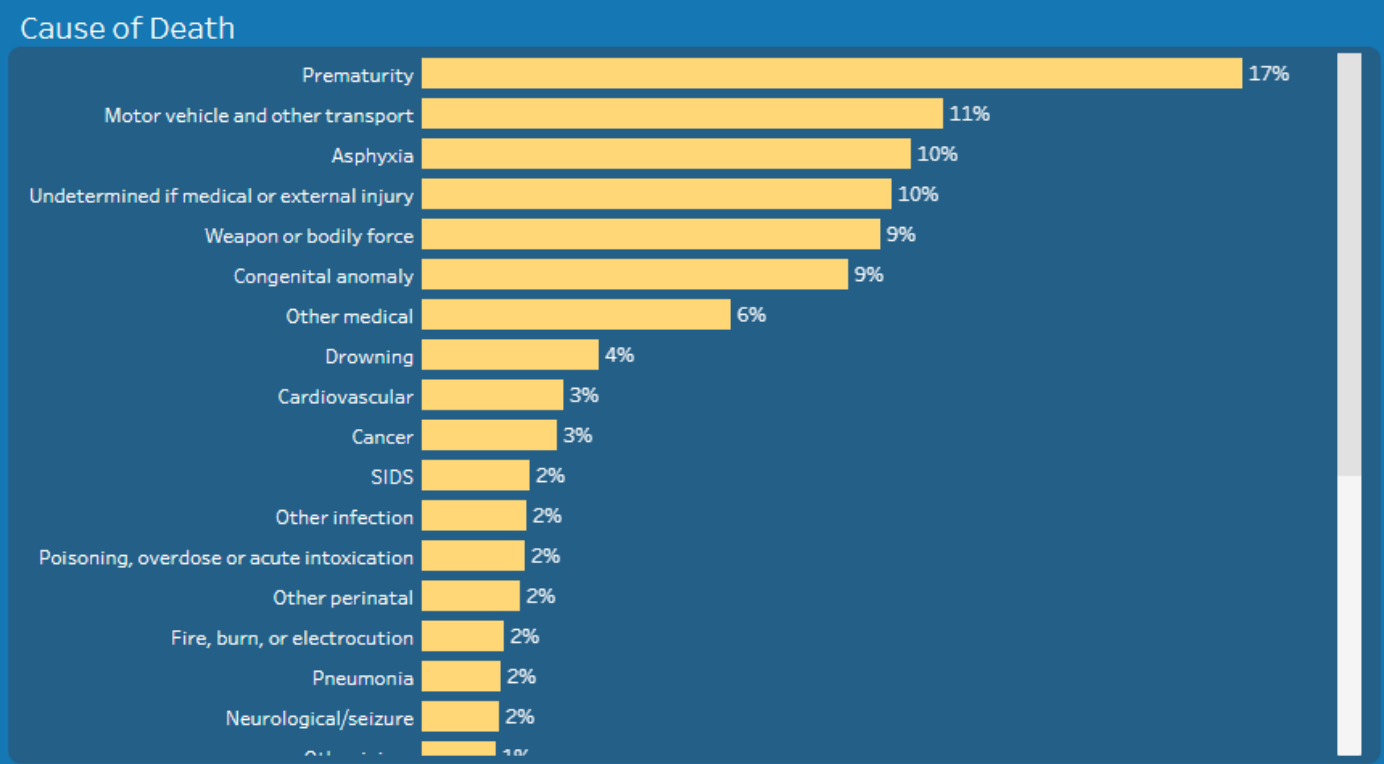
- Infant - All Causes
- Infant - Sleep-Related

Helpful resources when using Child DASH.



**Notes:**

- Child death review data should be used to inform the prevention of future deaths.
- Data on this dashboard are a subset of deaths documented in the Pediatric NFR-CRS from 40 states and should be interpreted cautiously.
- View the Child DASH User Guide to learn about deaths included in this dashboard and how the data should be interpreted: <https://ncfrp.org/wp-content/uploads/Public-Child-DASH-User-Guide.pdf>.
- Only percentages are displayed to protect confidentiality.



# Thank You for Your Time!

[www.ncfrp.org](http://www.ncfrp.org)



2436 Woodlake Circle  
Okemos, MI 48864



1-800-656-2434



[info@ncfrp.org](mailto:info@ncfrp.org)